

Scaled data based on original data using
LM-79-08 Approved Method: Electrical and Photometric Measurements of Solid-
State Lighting Products

Test Report Prepared for
Cooper Lighting Solutions
(formerly Eaton)

Brand: INVUE

Report Number: P675624

Luminaire Tested: **CCW-SA-1E-840-U-SL3**

Issue Date: 04/25/2023



Test Information

Test Method: LM-79-08
Report Number: P675624
Test Lab: INNOVATION CENTER(G1)
Issue Date: 04/25/2023
Manufacturer: COOPER LIGHTING SOLUTIONS (FORMERLY EATON)
Product Line: INVUE
Catalog Number: CCW-SA-1E-840-U-SL3
Description: INVUE CLEAR CURVE Wall Pack MOUNT LIGHT SQUARE LUMINAIRE @1050mA w/
SL3 distribution lens
Light Source: (16) 4000K CCT, 80 CRI LEDs
Ballast/Driver: ELECTRONIC DRIVER

Summary

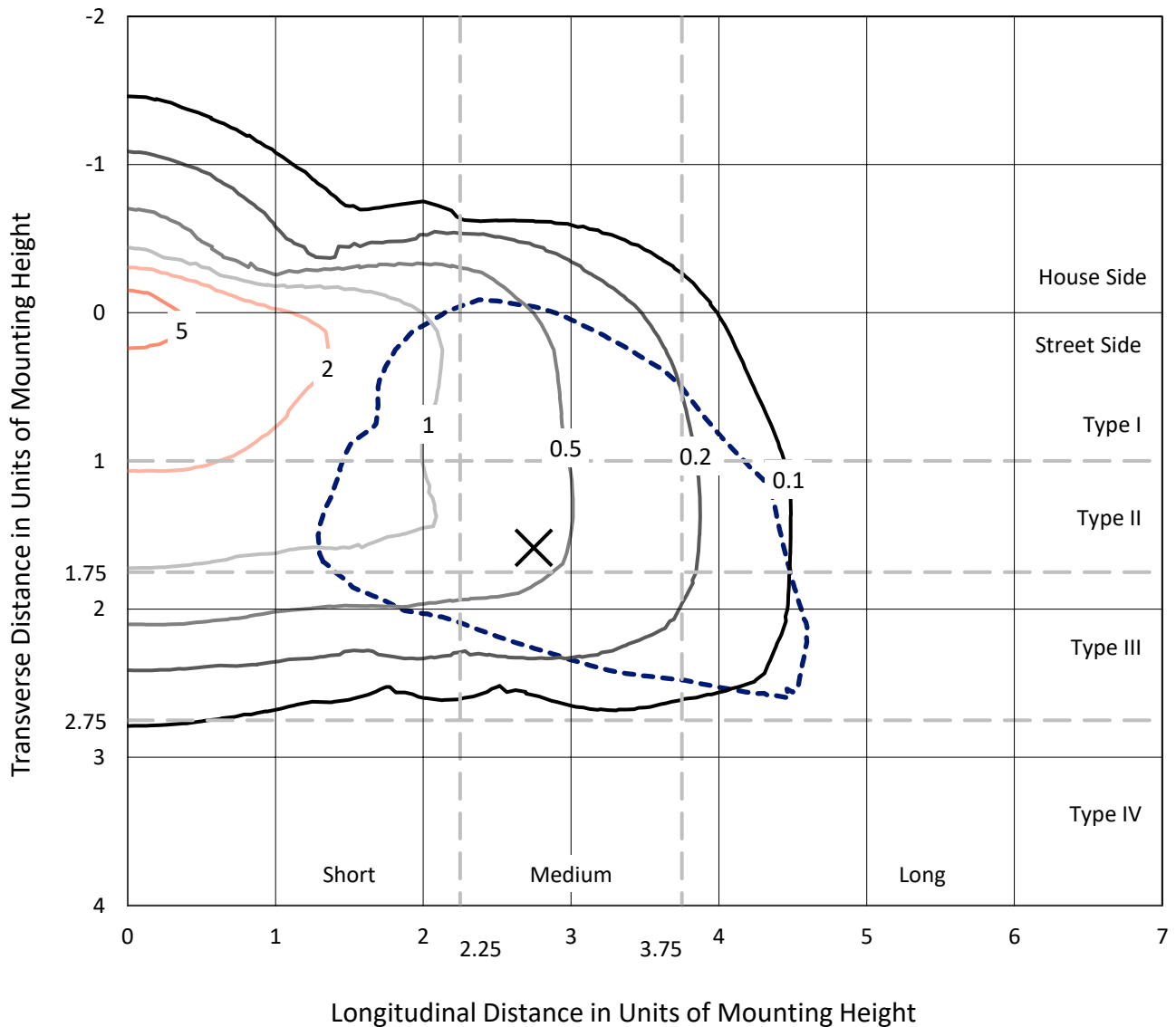
Lumens per Lamp: N/A
Luminaire Lumens: 5763.6 lumens
Efficiency: N/A
Efficacy: 102.7 lumens/watt
Luminous Opening: Rectangular (W 1' x L: 0.5' x H: 0')
IES Classification: Type III - Medium
BUG Rating: B1 - U0 - G2

Input Watts (W): 56.1
Input Voltage (V): 120
Input Current (Ain): NR
Voltage Rise (V): NR
Power Factor: NR
Total Harmonic Distortion (THDi): NR
Frequency (hertz): 60
Stabilization Time: NR
Operation Time: NR
Ambient Temperature (°C): NR
Test Distance: 25 FT

REPORT NUMBER: P675624
 CATALOG NUMBER: CCW-SA-1E-840-U-SL3

Iso-Footcandle Lines of Horizontal Illumination

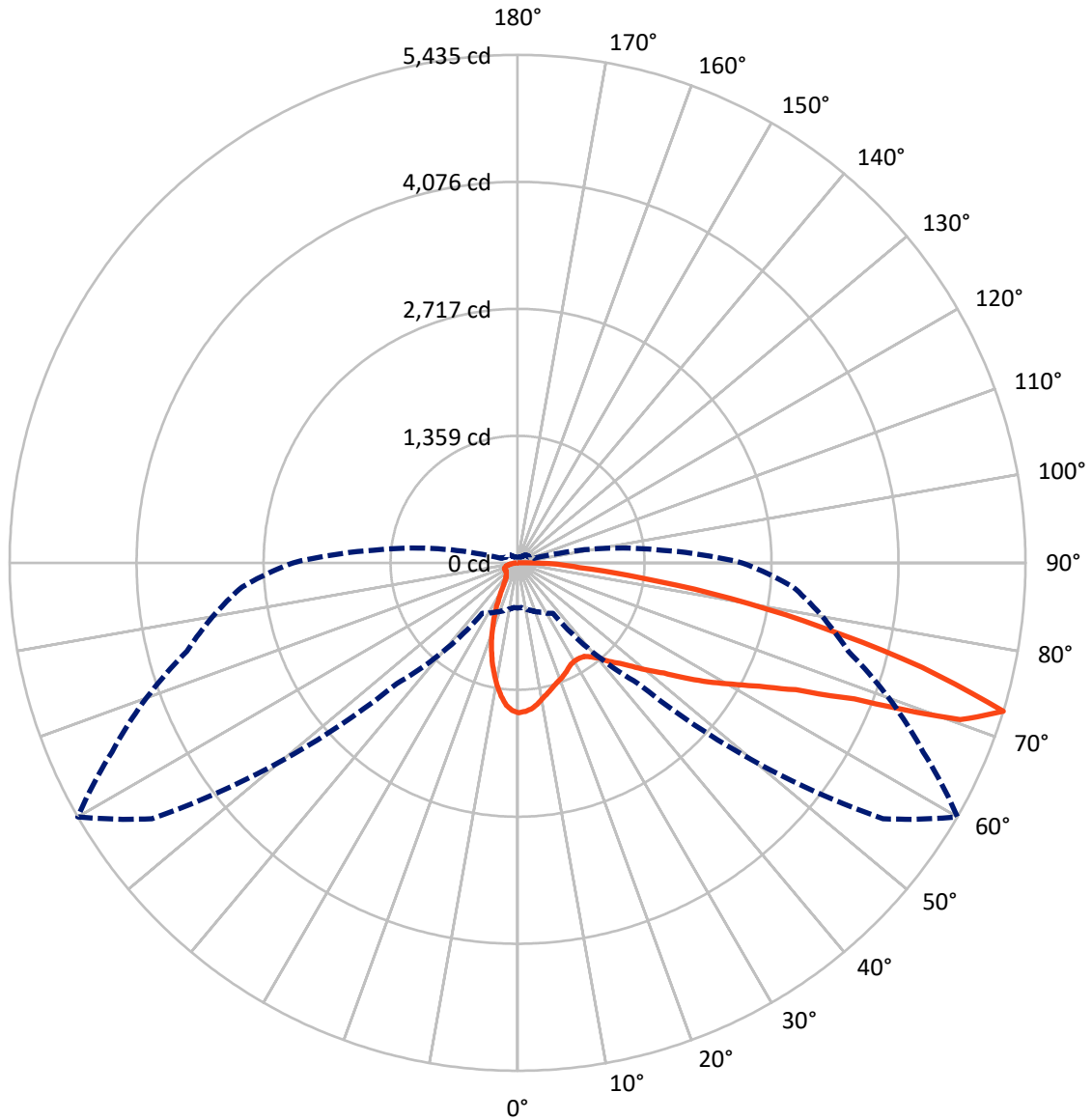
× Max cd
 - - - 1/2 Max cd



Based on 15 foot mounting height. Maximum calculated value = 7.1 fc
 Type III - Medium - N/A

REPORT NUMBER: P675624
CATALOG NUMBER: CCW-SA-1E-840-U-SL3

Luminous Intensity Polar Plot



— Vertical Plane Through 60-Deg Lateral - - - Horizontal Cone Through 72.5-Deg Vertical

REPORT NUMBER: P675624
 CATALOG NUMBER: CCW-SA-1E-840-U-SL3

FLUX DISTRIBUTION:

		Downward	Upward	Total
House Side	Lumens	990.1	0.0	990.1
	% Fixture	17.2	0.0	17.2
Street Side	Lumens	4773.5	0.0	4773.5
	% Fixture	82.8	0.0	82.8
Total	Lumens	5763.6	0.0	5763.6
	% Fixture	100.0	0.0	100.0

Coefficient of Utilization

ZONAL LUMENS:

Zone	Lumens	% Fixture
0°-10°	139.1	2.4
10°-20°	315.4	5.5
20°-30°	403.7	7.0
30°-40°	516.5	9.0
40°-50°	708.3	12.3
50°-60°	1024.5	17.8
60°-70°	1405.4	24.4
70°-80°	1054.6	18.3
80°-90°	196.0	3.4
90°-100°	0.0	0.0
100°-110°	0.0	0.0
110°-120°	0.0	0.0
120°-130°	0.0	0.0
130°-140°	0.0	0.0
140°-150°	0.0	0.0
150°-160°	0.0	0.0
160°-170°	0.0	0.0
170°-180°	0.0	0.0
0°-90°	5763.6	100.0
0°-180°	5763.6	100.0

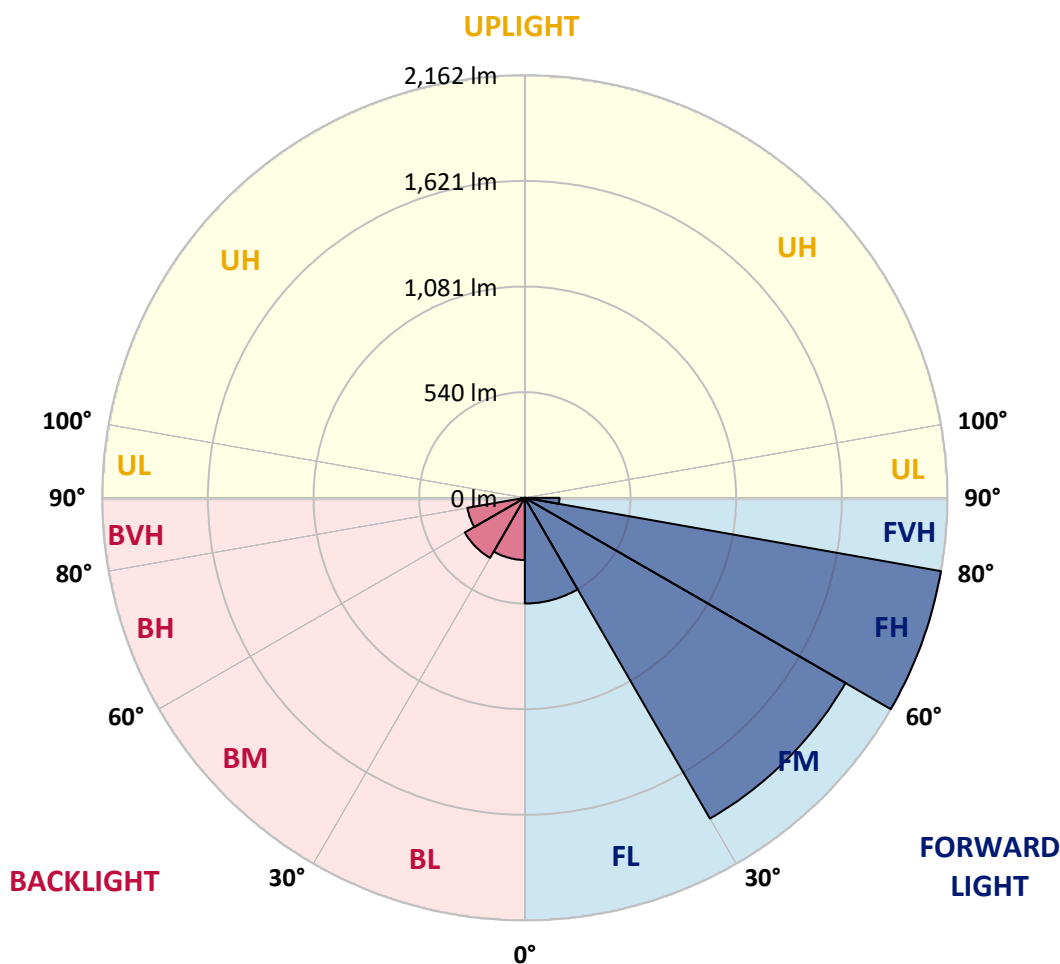


REPORT NUMBER: P675624
 CATALOG NUMBER: CCW-SA-1E-840-U-SL3

LUMINAIRE CLASSIFICATION SYSTEM LUMEN TABLE AND BUG RATING:

Zone	Lumens	% Fixture	Zone Rating/Lumen Limit		
			B	U	G
FL (0°-30°)	540.4	9.4			
FM (30°-60°)	1894.4	32.9			
FH (60°-80°)	2161.7	37.5			G2/5000
FVH (80°-90°)	176.9	3.1			G2/225
BL (0°-30°)	317.8	5.5	B1/500		
BM (30°-60°)	354.8	6.2	B1/1000		
BH (60°-80°)	298.4	5.2	B1/500		G1/500
BVH (80°-90°)	19.1	0.3			G1/100
UL (90°-100°)	0.0	0.0		U0/0	
UH (100°-180°)	0.0	0.0		U0/0	

BUG Rating: B1-U0-G2
 Type III Medium





REPORT NUMBER: P675624

CATALOG NUMBER: CCW-SA-1E-840-U-SL3

CANDELA DISTRIBUTION (FULL):

	0°	5°	15°	25°	35°	45°	55°	60°	65°	75°	85°
0°	1604.9	1604.9	1604.9	1604.9	1604.9	1604.9	1604.9	1604.9	1604.9	1604.9	1604.9
2.5°	1570.6	1585.6	1589.9	1589.9	1602.7	1587.7	1609.2	1592.0	1596.3	1602.7	1598.4
5°	1495.5	1521.2	1506.2	1534.1	1523.3	1542.7	1568.4	1568.4	1562.0	1574.8	1564.1
7.5°	1422.5	1413.9	1439.7	1439.7	1456.8	1482.6	1504.0	1525.5	1527.6	1531.9	1529.8
10°	1323.8	1334.5	1347.4	1364.6	1386.0	1411.8	1456.8	1474.0	1478.3	1504.0	1497.6
12.5°	1242.3	1257.3	1265.9	1300.2	1319.5	1356.0	1407.5	1431.1	1433.2	1469.7	1469.7
15°	1182.2	1190.8	1210.1	1223.0	1265.9	1317.4	1366.7	1388.2	1411.8	1450.4	1439.7
17.5°	1141.4	1152.2	1160.7	1177.9	1218.7	1261.6	1338.8	1351.7	1379.6	1435.4	1422.5
20°	1117.8	1120.0	1132.9	1143.6	1180.1	1220.8	1289.5	1323.8	1360.3	1409.6	1396.8
22.5°	1122.1	1113.5	1111.4	1126.4	1132.9	1171.5	1255.2	1291.6	1343.1	1401.1	1379.6
25°	1130.7	1132.9	1128.6	1115.7	1117.8	1152.2	1208.0	1255.2	1313.1	1398.9	1356.0
27.5°	1152.2	1162.9	1145.7	1132.9	1120.0	1132.9	1190.8	1225.1	1289.5	1409.6	1353.8
30°	1173.6	1184.4	1180.1	1160.7	1135.0	1130.7	1171.5	1214.4	1276.6	1418.2	1353.8
32.5°	1205.8	1220.8	1205.8	1212.2	1182.2	1162.9	1177.9	1216.5	1289.5	1448.3	1356.0
35°	1242.3	1255.2	1259.4	1244.4	1238.0	1201.5	1210.1	1229.4	1302.4	1482.6	1377.5
37.5°	1283.0	1298.1	1310.9	1313.1	1291.6	1270.2	1265.9	1276.6	1334.5	1542.7	1401.1
40°	1310.9	1319.5	1345.3	1366.7	1373.2	1343.1	1341.0	1341.0	1392.5	1596.3	1444.0
42.5°	1358.1	1353.8	1390.3	1428.9	1439.7	1422.5	1426.8	1444.0	1474.0	1673.5	1512.6
45°	1381.7	1377.5	1420.4	1484.7	1534.1	1525.5	1529.8	1536.2	1564.1	1795.8	1628.5
47.5°	1413.9	1418.2	1480.4	1553.4	1604.9	1634.9	1658.5	1656.4	1677.8	1920.3	1757.2
50°	1446.1	1454.7	1529.8	1607.0	1697.1	1748.6	1783.0	1806.6	1828.0	2051.2	1905.3
52.5°	1508.3	1516.9	1600.6	1684.3	1800.1	1875.2	1961.0	1958.9	1961.0	2182.0	2053.3
55°	1598.4	1600.6	1649.9	1746.5	1903.1	2040.4	2158.4	2171.3	2134.8	2345.1	2222.8
57.5°	1701.4	1710.0	1752.9	1825.9	1984.6	2199.2	2379.4	2405.2	2306.5	2478.1	2377.3
60°	1798.0	1804.4	1870.9	1954.6	2126.3	2398.7	2602.6	2632.6	2525.3	2641.2	2538.2
62.5°	1688.6	1720.7	1838.7	2029.7	2375.1	2701.3	2885.8	2905.1	2737.7	2806.4	2709.8
65°	1351.7	1373.2	1542.7	1851.6	2392.3	3250.5	3323.5	3272.0	3029.5	3018.8	2969.5
67.5°	753.1	770.3	886.1	1210.1	2014.7	3456.5	4265.4	3887.8	3482.2	3338.5	3321.3
70°	594.3	598.6	613.6	680.1	1117.8	3046.7	5007.7	5024.9	4222.5	3778.3	3396.4
72.5°	482.8	480.6	525.7	583.6	660.8	1828.0	4773.9	5434.7	4788.9	3662.5	2958.7
75°	369.0	375.5	433.4	517.1	605.0	860.4	3561.6	4471.4	4486.4	3413.6	2495.3
77.5°	281.1	283.2	347.6	457.0	592.2	607.2	2323.6	3332.1	3347.1	2643.3	1375.3
80°	210.3	210.3	263.9	386.2	577.2	560.0	1431.1	2310.8	2091.9	929.0	300.4
82.5°	120.2	128.7	175.9	293.9	523.5	538.5	806.7	1323.8	884.0	253.2	139.5
85°	64.4	66.5	107.3	197.4	431.3	514.9	615.8	658.7	351.9	135.2	64.4
87.5°	23.6	23.6	49.3	100.8	272.5	381.9	489.2	420.5	201.7	62.2	32.2
90°	0.0	0.0	0.0	0.0	0.0	0.0	0.0	0.0	0.0	0.0	0.0



REPORT NUMBER: P675624

CATALOG NUMBER: CCW-SA-1E-840-U-SL3

CANDELA DISTRIBUTION (continued):

	90°	95°	105°	115°	125°	135°	145°	155°	165°	175°	180°
0°	1604.9	1604.9	1604.9	1604.9	1604.9	1604.9	1604.9	1604.9	1604.9	1604.9	1604.9
2.5°	1602.7	1594.2	1587.7	1594.2	1570.6	1559.8	1572.7	1566.3	1553.4	1547.0	1542.7
5°	1570.6	1559.8	1549.1	1542.7	1516.9	1491.2	1478.3	1452.5	1431.1	1437.5	1424.7
7.5°	1536.2	1525.5	1493.3	1463.3	1411.8	1360.3	1336.7	1300.2	1287.3	1276.6	1270.2
10°	1493.3	1474.0	1424.7	1364.6	1289.5	1231.6	1171.5	1128.6	1083.5	1064.2	1070.6
12.5°	1439.7	1428.9	1351.7	1259.4	1154.3	1057.8	987.0	918.3	858.2	826.0	817.5
15°	1416.1	1383.9	1272.3	1150.0	1017.0	896.8	791.7	671.6	600.8	566.4	566.4
17.5°	1390.3	1330.2	1197.2	1029.9	877.5	723.1	575.0	465.6	409.8	390.5	390.5
20°	1349.6	1283.0	1109.3	916.2	731.6	545.0	411.9	351.9	334.7	321.8	324.0
22.5°	1319.5	1238.0	1027.7	804.6	579.3	405.5	324.0	304.7	298.2	293.9	296.1
25°	1285.2	1184.4	941.9	684.4	454.9	319.7	281.1	272.5	276.8	278.9	278.9
27.5°	1257.3	1139.3	853.9	555.7	343.3	270.3	253.2	251.0	259.6	263.9	266.0
30°	1238.0	1098.5	768.1	437.7	274.6	240.3	231.7	231.7	242.4	246.7	248.9
32.5°	1218.7	1064.2	675.9	334.7	233.9	214.6	212.4	214.6	221.0	221.0	223.1
35°	1225.1	1032.0	587.9	270.3	210.3	197.4	197.4	197.4	199.5	201.7	201.7
37.5°	1238.0	1023.4	493.5	227.4	193.1	184.5	184.5	182.4	184.5	182.4	184.5
40°	1250.9	1010.6	407.7	201.7	182.4	175.9	173.8	169.5	167.4	167.4	169.5
42.5°	1304.5	1027.7	334.7	184.5	173.8	169.5	163.1	158.8	156.6	156.6	156.6
45°	1373.2	1059.9	276.8	175.9	167.4	156.6	152.3	150.2	145.9	148.0	150.2
47.5°	1476.1	1109.3	242.4	169.5	160.9	148.0	143.8	139.5	139.5	143.8	143.8
50°	1611.3	1190.8	221.0	163.1	154.5	141.6	135.2	133.0	133.0	139.5	139.5
52.5°	1757.2	1285.2	212.4	160.9	148.0	135.2	128.7	126.6	126.6	135.2	135.2
55°	1903.1	1401.1	218.8	160.9	143.8	128.7	122.3	118.0	120.2	126.6	126.6
57.5°	2064.0	1525.5	251.0	160.9	139.5	126.6	118.0	111.6	113.7	115.9	115.9
60°	2240.0	1688.6	306.8	160.9	137.3	122.3	111.6	103.0	103.0	105.1	105.1
62.5°	2418.0	1849.5	386.2	163.1	139.5	120.2	103.0	94.4	92.3	94.4	94.4
65°	2651.9	2106.9	465.6	163.1	145.9	115.9	96.6	85.8	83.7	83.7	85.8
67.5°	2980.2	2291.5	360.5	156.6	150.2	115.9	90.1	79.4	75.1	75.1	75.1
70°	2806.4	1933.2	229.6	145.9	143.8	120.2	85.8	72.9	68.7	66.5	66.5
72.5°	2403.0	1547.0	184.5	137.3	133.0	118.0	81.5	68.7	62.2	60.1	60.1
75°	1926.7	1220.8	160.9	124.4	115.9	98.7	75.1	62.2	57.9	53.6	53.6
77.5°	944.0	510.6	122.3	109.4	98.7	75.1	66.5	57.9	51.5	47.2	47.2
80°	236.0	178.1	90.1	85.8	72.9	57.9	53.6	49.3	45.1	40.8	40.8
82.5°	126.6	105.1	64.4	57.9	49.3	40.8	40.8	38.6	36.5	32.2	30.0
85°	64.4	62.2	42.9	38.6	32.2	25.7	27.9	27.9	25.7	19.3	19.3
87.5°	34.3	34.3	21.5	17.2	15.0	12.9	12.9	12.9	10.7	8.6	8.6
90°	0.0	0.0	0.0	0.0	0.0	0.0	0.0	0.0	0.0	0.0	0.0

(END OF REPORT)